

World Charting REPORT

using *Integrated Pitchfork Analysis*

(Please firstly read the Disclaimer at last page, and then the Report)




www.pitchforktrader.com

by Dr Mircea Dologa, MD, CTA

mircdologa@yahoo.com

Go with the market, let it be your guide.
Never impose anything on its behaviour.

MORNING of May 11 – 2009



The traders must progressively monitor the market move conditions that validate or invalidate this report's recommended projections. The below studies are technically derived estimates, which have a very high probability, but they might not be exact. They are subject to re-examination and events may dictate their behaviour. An astute trader always trades the market behaviour, not only the projections.

Our research strongly suggests a "top-down" market analysis rather than other procedures. In our opinion, the performed studies with *Cash Index* data are more illustrative than those with *Futures Index* data. However, due to our *Futures* trading preferences, we will use every time, the most adequate data, for that specific traded vehicle.

+++ Any QUESTIONS regarding this Report will be answer Promptly & Freely ! +++
Good Luck to your chart study!

1. Dow Jones Industrial Average Index – DJIA





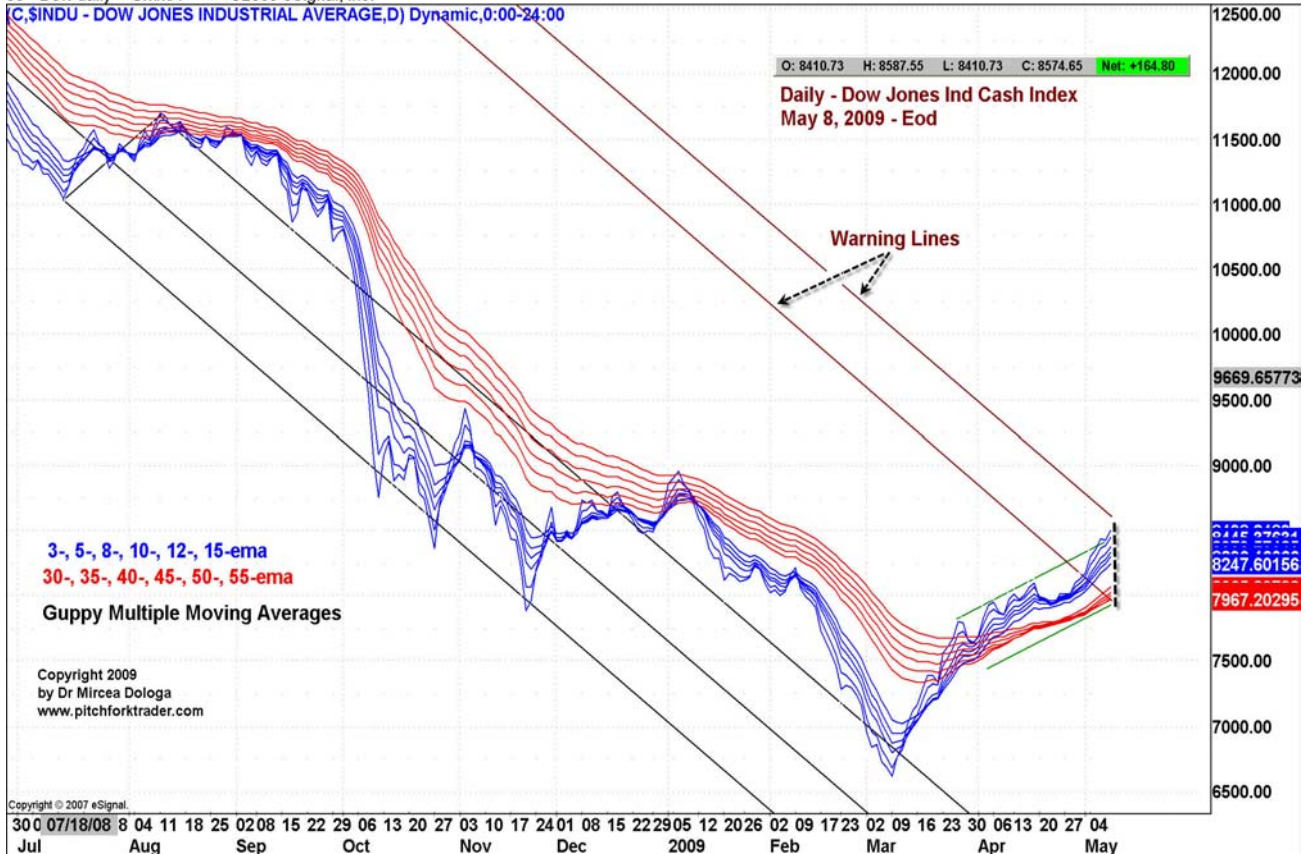
04 - Dow daily +++ - ©2009 eSignal, Inc.

(\$INDU - DOW JONES INDUSTRIAL AVERAGE,D) Dynamic,0:00-24:00



05 - Dow daily - GMMA +++ - ©2009 eSignal, Inc.

(C,\$INDU - DOW JONES INDUSTRIAL AVERAGE,D) Dynamic,0:00-24:00



2. S&P 500 Index

01 - S&P 500 - monthly - Channel & W3 & Gann Box +++ - ©2009 eSignal, Inc.
 (\$SPX - S&P 500 INDEX,M) Dynamic,0:00-24:00



02 - S&P 500 - weekly & PF +++ - ©2009 eSignal, Inc.
 (\$SPX - S&P 500 INDEX,W) Dynamic,0:00-24:00



03 - S&P 500 - daily +++ - ©2009 eSignal, Inc.
 (\$SPX - S&P 500 INDEX,D) Dynamic,0:00-24:00



05 - S&P 500 - ES - 60min - Gan Box +++ - ©2009 eSignal, Inc.
 (ES M9 - E-MINI S&P 500 60) Dynamic,0:00-24:00



3. German Dax Index



03 - Dax daily - Triangle +++ - ©2009 eSignal, Inc.
 [AX M9-DT - DAX,D] Dynamic,0:00-24:00



04 - Dax - 60min - Gap +++ - ©2009 eSignal, Inc.
 [AX M9-DT - DAX,60] Dynamic,0:00-24:00



4. Australian S&P / ASX 200 Index

01 - SP 200 - Cash monthly +++ - ©2009 eSignal, Inc.
 (\$XJO-ASX - S&P/ASX 200,M) Dynamic,0:00-24:00



02 - SP 200 - Cash - weekly - Wave C +++ - ©2009 eSignal, Inc.
 (\$XJO-ASX - S&P/ASX 200,W) Dynamic,0:00-24:00



02 - SP 200 - Cash - daily - JTTL +++ - ©2009 eSignal, Inc.
 (\$XJO-ASX - S&P/ASX 200,D) Dynamic,0:00-24:00



02 - SP 200 - 240min - JTTL +++ - ©2009 eSignal, Inc.
 (\$XJO-ASX - S&P/ASX 200,240) Dynamic,0:00-24:00



6. Shanghai A Cash Index

Shanghai - SSEA - weekly +++ - ©2009 eSignal, Inc.

(\$SSEA-IDX - SHANGHAI STOCK EXCHANGE A SHAR,W) Dynamic,0:00-24:00

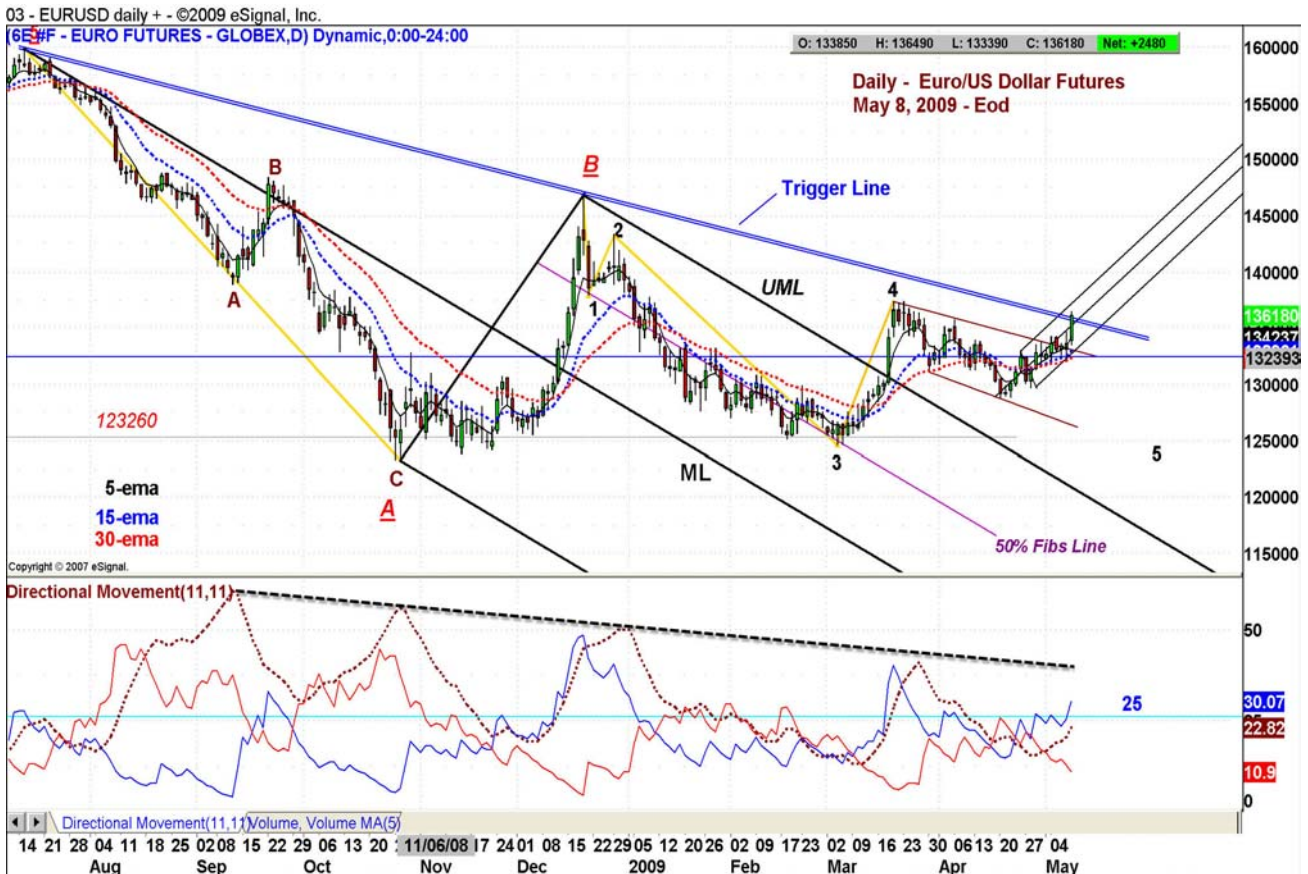


Shanghai - SSEA - daily +++ - ©2009 eSignal, Inc.

(\$SSEA-IDX - SHANGHAI STOCK EXCHANGE A SHAR,D) Dynamic,0:00-24:00



7. Euro / Usd Futures - Major Currency



03b - EURUSD daily - Horiz Triangle +++ - ©2009 eSignal, Inc.
 [6E #F - EURO FUTURES - GLOBEX,D] Dynamic,0:00-24:00



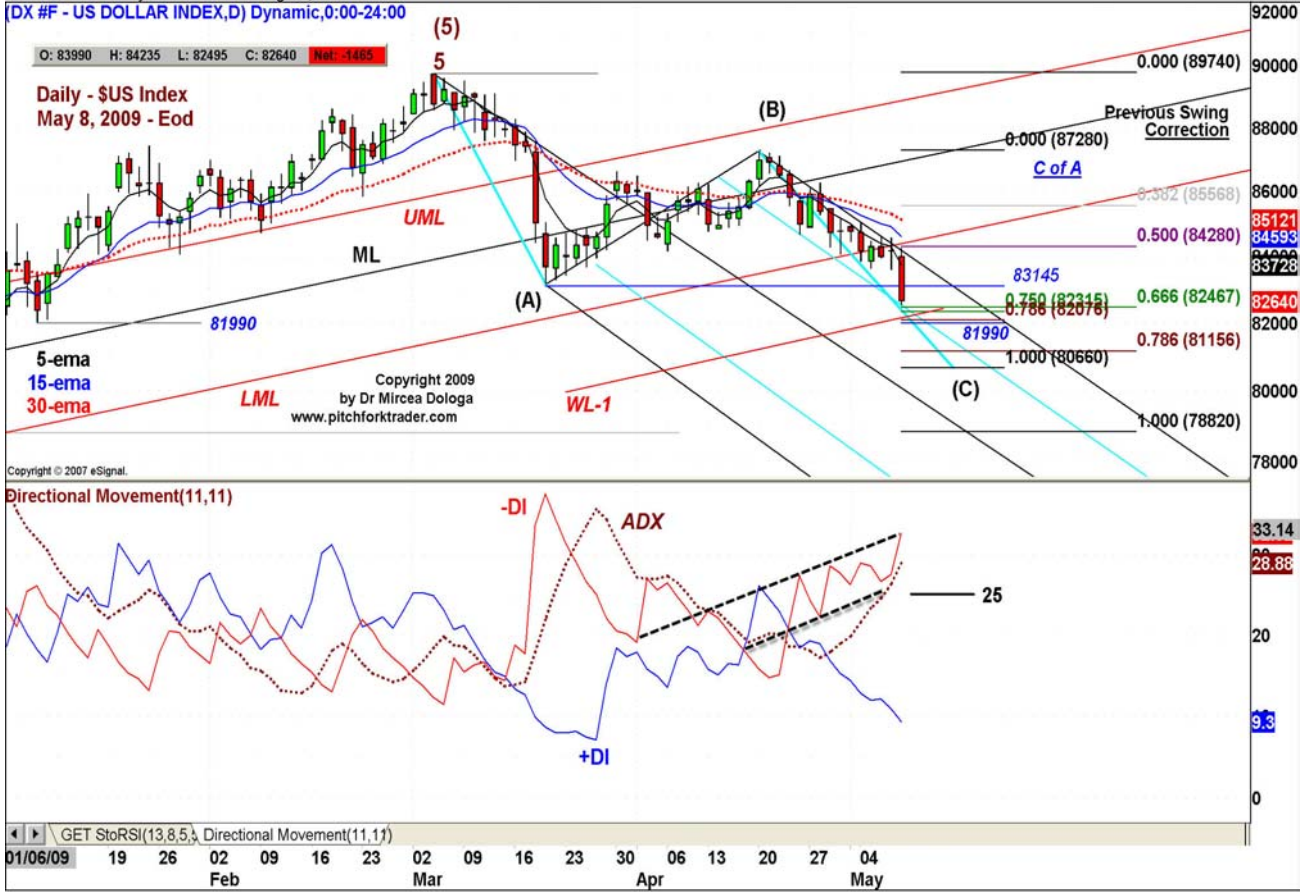
8. US Dollar Index Futures

02 - US dollar weekly +++ - ©2009 eSignal, Inc.
 [DX #F - US DOLLAR INDEX,W] Dynamic,0:00-24:00



03 - US dollar daily +++ - ©2009 eSignal, Inc.

[DX #F - US DOLLAR INDEX,D] Dynamic,0:00-24:00



03 - US dollar daily +++ - ©2009 eSignal, Inc.

[DX #F - US DOLLAR INDEX,D] Dynamic,0:00-24:00



9. Usd / Jpy Futures - Major Currency



10. Gbp / Usd Futures - Major Currency



11. Australian Dollar – Major Currency

Australian Dollar - weekly - ©2009 eSignal, Inc.

(6A #F - AUSTRALIAN DOLLAR FUTURES - GLOBEX,W) Dynamic,0:00-24:00



Australian Dollar - daily - ©2009 eSignal, Inc.

(6A #F - AUSTRALIAN DOLLAR FUTURES - GLOBEX,D) Dynamic,0:00-24:00



12. Canadian Dollar – Major Currency

CAD - monthly - ©2009 eSignal, Inc.

[6C #F - CANADIAN DOLLAR FUTURES - GLOBEX,M] Dynamic,0:00-24:00



CAD - weekly - ©2009 eSignal, Inc.

[6C #F - CANADIAN DOLLAR FUTURES - GLOBEX,W] Dynamic,0:00-24:00



CAD - daily - ©2009 eSignal, Inc.

[6C #F - CANADIAN DOLLAR FUTURES - GLOBEX,D] Dynamic,0:00-24:00

Daily - Canadian Dollar
Perpetual Futures Contract
May 8, 2009 - Eod



13. Gold Comex Futures

02 - Gold Futures - weekly +++ - ©2009 eSignal, Inc.

[GC #F - GOLD,W] Dynamic,0:00-24:00

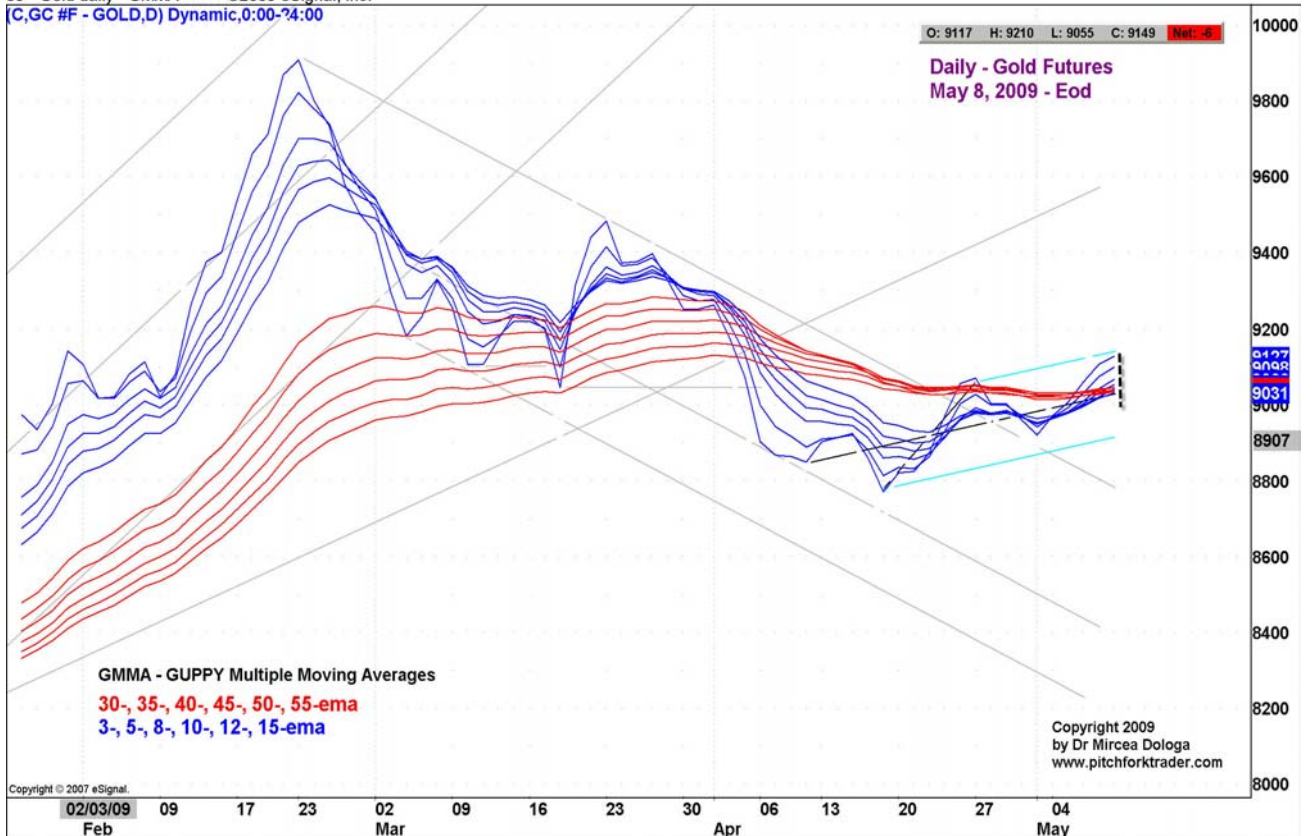
Weekly - Gold Futures
May 8, 2009 - Eod



04 - Gold Futures - daily - PF & Volume ++ - ©2009 eSignal, Inc.
 [GC #F - GOLD,D] Dynamic,0:00-24:00



05 - Gold daily - GMMA +++ - ©2009 eSignal, Inc.
 [C,GC #F - GOLD,D] Dynamic,0:00-24:00



06 - Gold Futures - 240min - Gann Box +++ - ©2009 eSignal, Inc.
 [GC #F - GOLD,240] Dynamic,0:00-24:00



14. Light Crude Oil

02 - Crude Oil - Weekly - Gann Box +++ - ©2009 eSignal, Inc.
 [CL #F - LIGHT CRUDE OIL,W] Dynamic,0:00-24:00



03 - Crude Oil - Weekly - Jenkins - Down - ©2009 eSignal, Inc.
 [CL #F - LIGHT CRUDE OIL,W] Dynamic,0:00-24:00



04 - Crude Oil - Perp - daily +++ - ©2009 eSignal, Inc.
 [CL #F - LIGHT CRUDE OIL,D] Dynamic,0:00-24:00



04 - Crude Oil - 240min BIS +++ - ©2009 eSignal, Inc.
 [CL #F - LIGHT CRUDE OIL,240] Dynamic,0:00-24:00



15. Copper Hi Grade Futures

Copper Hi G Futures - monthly - ©2009 eSignal, Inc.
 [HG #F - COPPER - HIGH GRADE,M] Dynamic,0:00-24:00




Copper Hi G Futures - weekly - ©2009 eSignal, Inc.
 [HG #F - COPPER - HIGH GRADE,W] Dynamic,0:00-24:00



Copper Hi G Futures - daily - ©2009 eSignal, Inc.
 [HG #F - COPPER - HIGH GRADE,D] Dynamic,0:00-24:00




About Dr Mircea Dologa's works: *Trader, Educator (including mentorship) & Researcher*



Volume 1 - 444 pages
(Beginner & Intermediate Level)

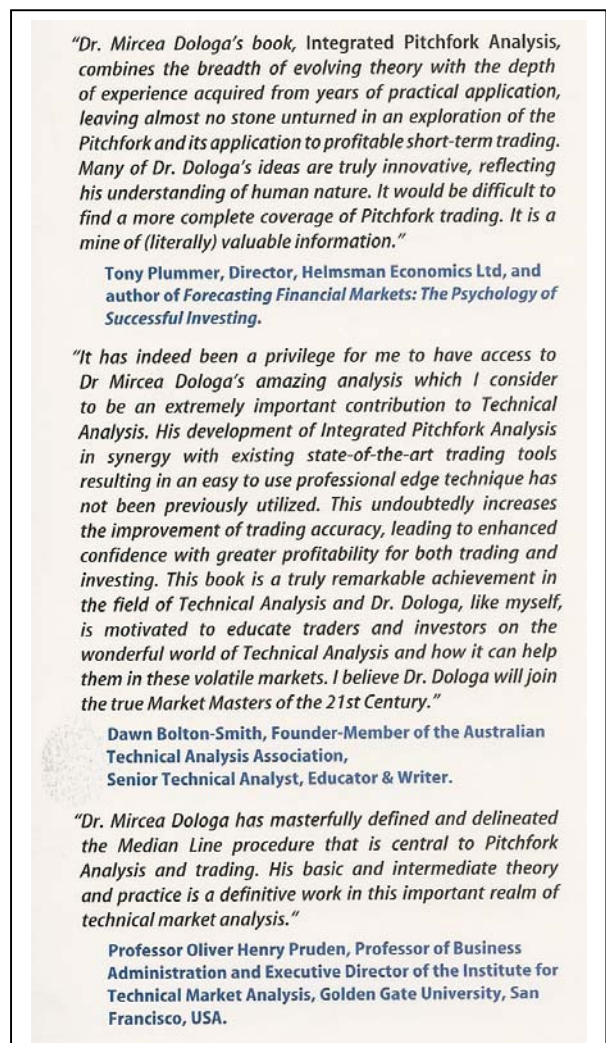
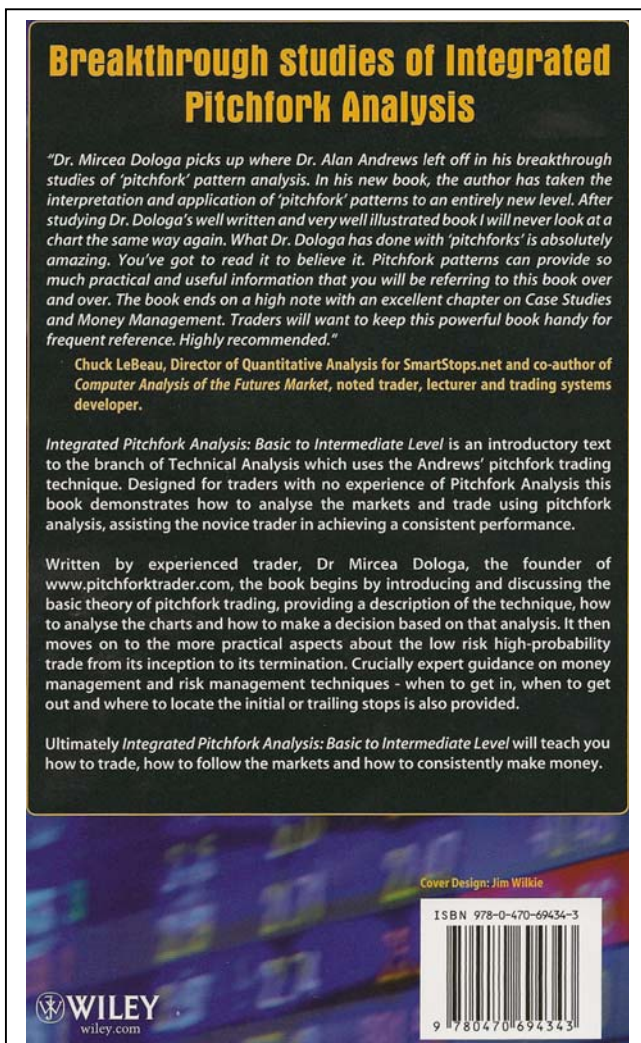


Volume 2 - 300 pages
(Advanced Level)



Volume 3 - 480 pages
(Advanced Level)

The below two reviews pertain to Volume 1



Published Articles List by author at: http://www.pitchforktrader.com/List_of_Published_Articles.pdf

About the Author


Dr Mircea Dologa began his investment and trading career in the pharmaceutical and real estate industries in 1987. Once he passed the Series 7 and Series 3 exams, he realized the scarcity of the true ‘*know how*’ practical tools in financial literature and seminars. After reading hundreds of books and attending numerous seminars, the same question kept popping up: *Where is the meat?* Most of the time, besides the classics... it wasn't there!

As a registered **Commodity Trading Advisor (CTA)** with the National Futures Association of U.S.A., he founded a new teaching concept, based on practical aspects of trading, for both newcomers and experienced traders.

He is an international contributor to trading magazines in the USA (‘*Technical Analysis of Stocks & Commodities*’, ‘*Futures*’); the United Kingdom (‘*The Technical Analyst*’); Germany (‘*Traders*’ – English- and German-language editions); Australia (‘*Your Trading Edge*’) and Asia (‘*The Trader’s Journal*’).

Dr Mircea Dologa has written three books, over 1224 pages, 1560 charts and 44 Excel files, in his quest to efficiently teach the trading art from the beginner’s level to the highest nowadays standards. The author’s main thought during the three years of planning, conceiving and writing these professional trading books was how to optimally reveal the practical aspects.

Dr Mircea Dologa attended New York University and Cooper Union School of Engineering and Science in New York and graduated from the latter with a B.S. in Theoretical Physics. He obtained his Doctorate in Medicine from the School of Medicine in Paris. He also took MBA courses in finance and business management at the University of South Carolina in Columbia and at the French School of Business and Finance (HEC Paris France). After holding the positions of Medical Director and later of General Manager, in 1992 he decided to focus exclusively on his investments and since then he has devoted his activity to financial markets. He lives with his wife and two daughters in Paris, France.



Email: mircdologa@yahoo.com

Disclaimer

The purpose of this material is to provide you a very powerful trading technique, named “Integrated Pitchfork Analysis“, a valuable tool in the financial markets. The text, the chart examples, or any part of this material are not to be taken as “investment advice”. They are purely and strictly for educational purposes. Ultimately, you are responsible for all of your investment decisions. The data used in this material is believed to be from reliable sources but cannot be guaranteed.

There is no guarantee that this tool will continue to work in the future. “Past performance is not indicative of future results”. You should understand that there is considerable risk of loss in the stock, futures or options markets. Neither the author, nor anyone else involved in the production of this material, will be liable for any loss, damage or liability directly or indirectly caused by the usage of this material.